

Monday, 13 March 2023

From the Principal

Welcome to Week 8 everyone. Don't forget we have our school photos tomorrow. Full school uniform is expected for all students, and of course we know they'll be looking their very best as always. Staff photos commence at 8:15am in the hall for all school staff, so please be aware the office will be closed for some time in the morning on Tuesday.

NAPLAN

This week we move into NAPLAN for our Year 3 and Year 5 students. This national assessment will let us know how our students are travelling across literacy and numeracy in comparison to peers across the nation and we will be able to use these results along with our school based assessments to make judgements and adjustments to teaching in learning programs. NAPLAN assessments are on Wednesday, Thursday and Friday of this week and Monday of next week.

Nelli's First Birthday - Year 6 Fundraiser

On Wednesday we will recognise Nelli's first birthday, and to mark the day we're coinciding this with our first Year 6 fundraiser (our Hot Dog Day). I'm sure Nelli will enjoy her day with all of the students.

Bullying - NO WAY Day

We will be discussing bullying and explicitly teaching this in classrooms this Friday during Bullying - NO WAY Day. Bullying is always among us, however it is now everywhere we go due to the access children have to devices. Children are on social media platforms from very young ages, most well before the legal age of the apps they have signed up for and I can guarantee parents only know half of what their children get up to on the platforms. Children are very adept at using these platforms, they learn from each other, they know how to hide things from parents and adults, they don't tell adults what is going on half the time. They're worried about being called 'snitches' and this is giving others power to do things they wouldn't normally do face to face.

Unfortunately, we as a school are not in control of what your child does outside of school, we can only influence what occurs in school. We do teach about cyber safety, we do talk about social media dangers, we do counsel children around the responsible use of social media, and we do help children deal with the fall out and consequences of the misuse of social media. You as parents through, are the first teachers, the ones who need to be monitoring what children are doing on social media, the ones who allow children to have devices in bedrooms, the ones who children see spending hours on devices of your own.

Device addiction is the fastest growing addiction in the world - devices allow the easiest access to your children to all sorts of people, not all of them safe. Snap Chat is the biggest problem for our children - please read the attached information sheet further in the newsletter, including the legal use age of 13 years old.

For up to date information about social media apps, please bookmark this site:

<https://www.esafety.gov.au/key-issues/esafety-guide>

Until next week,

Donna Stackman

PBL FOCUS – WEEK 8

"I can challenge myself"

School Calendar – Term 1	
Week 8	
Monday 13 th March	TASH Homework Club 3.00-4.00pm
Tuesday 14 th March	SCHOOL PHOTOS
Wednesday 15 th March	NAPLAN – Writing Year 6 Fundraiser – Hot Dog Day
Thursday 16 th March	NAPLAN – Reading CUT OFF DAY FOR STAGE 3 SYDNEY EXCURSION FOR NOTES/PAYMENTS
Friday 17 th March	NAPLAN – Conventions of Language <i>Assemblies:</i> K-2 at 12.00pm 3-6 at 1.30pm CUT OFF DAY FOR ATHLETICS CARNIVAL NOTES/PAYMENT
Week 9	
Monday 20 th March	NAPLAN - Numeracy TASH Homework Club 3.00-4.00pm
Tuesday 21 st March	Harmony Day
Friday 24 th March	Cross Country <i>Assemblies:</i> K-2 at 12.00pm 3-6 at 1.30pm Cut off for Scholastic Book Club – Online orders only
Week 10	
Monday 27 th March	TASH Homework Club 3.00-4.00pm Speed Interviews K-2
Tuesday 28 th March	Speed Interviews 3-6
Thursday 30 th March	Stage 3 Excursion - Sydney
Friday 31 st March	<i>Assemblies:</i> K-2 at 12.00pm 3-6 at 1.30pm CUT OFF DATE FOR YEAR 7 ENROLMENT ONLINE
Week 11	
Monday 3 rd April	BBQ – Aboriginal and Torres Strait Islander families 3.00pm
Tuesday 4 th April	Athletics Carnival
Thursday 6 th April	Easter Hat Parade 10am-11am



NAPLAN

NATIONAL ASSESSMENT PROGRAM
Literacy and Numeracy

NAPLAN Change of Timetable

To ensure that all of our students are given the best opportunity to achieve in their NAPLAN assessments, we will now be completing only one test on each of the testing days. This means that our testing schedule will now look like:

Wednesday 15th - Writing

Thursday 16th - Reading

Friday 17th - Conventions of Language

Monday 20th - Numeracy

For those students away on these days, catch up sessions will be held for the remainder of Week 9.

ABORIGINAL EDUCATION COMMUNITY MEETING

This year, we will be inviting our community to be involved in consulting and planning for Aboriginal Education and events in our school. To kick this off, we will be holding our first Aboriginal Education Community meeting on **Monday 20th March at 3:30pm**. If you would like to play a part in the running of events throughout the year, or hear what we have planned so far, we encourage you to come along and get to know our Aboriginal Education team.



PERSONALISED LEARNING PATHWAY BBQ

As part of our Personalised Learning Pathways for our Aboriginal and Torres Strait Islander students, we will be holding a BBQ on **Monday 3rd April** straight after school. This will be a chance for our Aboriginal and Torres Strait Islander families to get to know our school staff, and discuss their child's academic and cultural learning. We encourage all of our Aboriginal and Torres Strait Islander families to come along! This BBQ will take the place instead of our regular TASH Club on this day.

STAGE 2 NEWS

Week 8 Term 1


CELEBRATIONS ART



Stage 2 have been exploring celebrations in our History lessons this term. We used pastels on black paper to create 'New Years Eve Fireworks' over the Sydney Opera House.



IT'S CREATIVE TIME!



3/4 Green have been practicing their hand-eye coordination as well as balancing skills, through stacking cups.

Set up your account

1 Download the Flexischools App

Note: for iPhone and iPad please select 'Allow' notifications.

2 Login/Register

- **Already a Flexischools user** – Enter your details and login. To save your login details select 'remember me'.
- **New Flexischools user** – Click 'Register', enter your email address and follow the instructions in the email to set up your account. Once your account is set up, add new student; search for their school, enter student details and select their class.

3 Top Up Your Account

To make ordering fast and simple, you can set up automatic top ups in your 'User Profile'.

Order

1 Place your Order

On the app home screen, scroll down to view your school services such as canteen and uniforms. Then **swipe left and right** to view all available services.


2 Make your Selection


Find the service and press 'Order', then select the items you wish to order.

3 Make Payment

Select your payment option and complete payment to place your order.



 10 years supporting the school community

 Committed to healthy eating

 Over 1,500 happy schools

 flexischools

The Flexischools service is provided by InLoop Pty Ltd (ABN 27 114 508 771) (trading as FlexiSchools) which holds Australian Financial Services Number 471558. Any information provided is general only and does not take into account your objectives, financial situation or needs. Please read and consider the Combined Financial Services Guide and Product Disclosure Statement at www.flexischools.com.au before acquiring or using the service. For more information please visit www.flexischools.com.au

How to install the SkoolBag app

instructions for parents and community

1. Get your favourite mobile device
2. Open the App Store/Play Store
3. Search for "SkoolBag"
4. Download the free app
5. Open the app and add your school(s)

for Apple users



for Android users



for more info visit skoolbag.com.au

SkoolBag 

COLLECTING STUDENTS FROM SCHOOL FOR APPOINTMENTS

When picking your child up early from school for appointments, please aim to collect them before or after lunch/recess if possible.

We currently do not have a paging system, so a staff member has to go and look for the student/s and it can take considerable time to locate them in the playground.

Lunch runs from 11.15am to 11.55am

Recess runs from 1.55pm to 2.25pm

Thank you for your cooperation.

From the Office

If sending cash in with your child to make a payment at the office, please ensure you send the correct money as we do not carry a float.

Our preferred payment option is via our online payment system on our website. Please go to the Tenambit Public School website and click on the blue 'Make a Payment' tab along the top.

Follow the instructions and enter your payment details etc. **Please note, you are not required to enter the student registration number.** Contact the office if you need assistance or have any enquiries. Thank you.

Please note when paying by EFTPOS at the school office, there is a minimum transaction amount of \$10.00 due to fees charged to the school.

SCHOOL OFFICE HOURS

8.30am – 3.15pm

Year 6 to 7 Online Enrolment Transition

Dear Parents/Carers of Year 6 students,

To enrol your child in Year 7 for 2024, you will need to complete an Expression of Interest for Year 6 to Year 7 transition. The Expression of Interest (EOI) lets you indicate which school(s) you would like your child to attend in Year 7.

The EOI process will now be available online on our Schools website (address below), from the **6th of March up until the 31st of March 2023**. After you submit an EOI and it has been assessed, your child will be offered a place at a high school.

If your child will not be attending a NSW Government high school next year, please let us know by completing a Placement Not Required (PNR) form (also located on our school website enrolment page).

If you are unsure whether they will be attending a NSW Government school (you've applied for a private school, or you are moving interstate), we ask that you still complete an EOI and follow up with your school once a decision has been made.

The online process will guide you through your options and collect the information required to make the process as smooth as possible. This process can be completed on a mobile phone, tablet or computer.

If you have any problems completing the enrolment form online, please contact the school office for assistance.


<https://year7.enrol.education.nsw.gov.au/expressionofinterest?schoolCode=3180>

Thank you for your cooperation.



BIRTHDAY CAKES

Just a reminder to all parents that we cannot have any birthday cakes at school due to various allergies and risk to children who may have them. This is required for all our student's safety. We appreciate your understanding in this matter.



ASSEMBLIES


Friday: K-2 at 12.00pm

Friday: 3-6 at 1.30pm



Nelli's 1st BIRTHDAY!

Year 6 Fundraiser



Wednesday 15th March

Party games
Drawing competition
Hot dogs

HARMONY DAY

Let's celebrate by wearing something orange.

TUESDAY 21ST MARCH 2023



YEAR 7 2024 PARENT INFORMATION EVENING

Wednesday
15th March 2023

6:00pm-7:30pm

Maitland High School MPC

Parking and direct access to
MPC via Pierce St



Easter Raffle

We have begun eagerly planning our Easter Hat Parade and our always popular, Easter Raffle. This year we are asking families to send in a donation that can go towards hampers that will be our prizes. Every student who makes a donation will be given one free ticket to the raffle as our way of saying thanks for your contribution.

Please keep an eye out in the newsletter and social media for photos of our prize hampers and tickets over the coming weeks.

Edit date: 29/05/19



Snapchat is a photo sharing app for mobile phones and tablets. The app allows users to share images, videos and chat with friends through voice call or text message. Users can share images and videos directly to specific friends, or through a 'story' shared with their entire friend list, which documents the previous 24 hours. In a study, Snapchat was ranked the 4th most negative app in terms of having an impact on young people's health and wellbeing, with children feeling that they can use the app Snapchat to "make you look pretty."



What parents need to know about SNAPCHAT



EXPOSING YOUR CHILD'S EXACT LOCATION

The 'Snap Map' lets you share your EXACT location in real-time through a map on the app. The user's location updates when the app has been opened on the device. There is a warning on the Snapchat website about uploading images and videos to 'Our Story' stating that "snaps you submit to 'Our Story' can still show up on the Map, no matter which location setting you choose." When uploading to 'Our Story', your child's image or video could appear in "Search results and Stories on or off Snapchat - today or in the future."

ADDICTIVE SNAPSTREAKS

'Snap Streaks' are gained when snaps have been sent back and forth consecutively between friends. The longer that snaps are sent between users, the longer the streak becomes. Furthermore, Snapchat rewards users who have achieved high Snap Streaks, by gifting emojis, adding incentives for users to keep the streaks. Children invest time into making their streaks as long as possible, which can put an incredible amount of pressure on both themselves and their friendships.



SEXTING



While Snapchat's gimmick is that all photos, videos and text disappear eventually, users still have the capability to screenshot or record anything which has been sent to them. Users may sometimes forget that screenshotting is possible and send a compromising image or message to somebody who they think they trust. Due to 'Snaps' disappearing, (users can even send a one-second photo or video), Snapchat has become the chosen platform for children and young people to send sexually explicit images or 'selfies'. Once a photo/video has been screenshotted, or recorded using another device or software, this can lead to further dangers, such as blackmail and cyberbullying.

It is illegal to make, possess, download, store and share sexual images, photos and videos of a person under the age of 18. This also includes any sexual images, photos and videos that a child may have taken of themselves. However, if a young person is found creating or sharing images, the police can choose to record that a crime has been committed, but taking formal action isn't in the public interest.



EXTRAS TO MAKE YOU STAY


Aside from taking photos and videos, Snapchat has other elements to keep users coming back for more. 'Snap Games' is a feature within the app where users can play minigames with others on their friends list. The games function is easily accessed by tapping on the rocket button during a conversation. Another feature on the app is 'Snap Originals', which allows users to watch content created by Snapchat, celebrities and other accounts, including a mixture of comedy shows, drama, news and more. These features are designed to encourage users to stay on the app, which may be quite addictive.

DAMAGE TO CONFIDENCE

Snapchat's selection of filters and lenses are seen as a great way to enhance your 'selfie game'. Although the filters are often created to promote entertainment and humour, using the 'beatify' filters on photos can set unrealistic expectations and create feelings of inadequacy. Children may strive for admiration and appreciation by sending these 'edited' photos to their friend list. Judging themselves against other users on the app might threaten their confidence or self-worth.



Top Tips for Parents



THE RISKS OF SEXTING

It can be slightly awkward talking about this topic with your child, but if it helps them protect themselves, it is worth it. Talk to them about the consequences of sexting and make sure that they're aware of the risks. Ensure your child knows that 'Snaps' can be screenshotted. Teach them that if they post anything potentially embarrassing or harmful (either of themselves or someone else) it can have severe consequences as the message, image or video can be shared further.

REPORTING A STORY, LENS, FILTER, SNAP OR MESSAGE

If your child comes across inappropriate Snapchat content sent directly to them or in another person's story, advise them to report it immediately. This may include an inappropriate lens, filter, message or snap. To report an offensive lens, they should open the app and select the lens they want to report. An info button will appear above the lens. Click this, followed by the flag icon. This will send a report to Snapchat for further investigation. Reports can also be made on the Snapchat support website: support.snapchat.com.



USE 'GHOST MODE'

We highly recommend enabling 'Ghost Mode' on the app so that your child's location will no longer be visible to anyone on the 'Snap Map'. To enable this, go onto the Snap Map and tap the cog in the top-right corner. Here, change the setting to 'Ghost Mode'.

HOW TO DELETE A MESSAGE

Advise your child never to send any negative messages (or images through gallery in the chat on the app) as screenshots can still be taken. You should also advise your child to screenshot any negative comments they receive as the sender can also delete them. To delete a message, simply press and hold the sent message and press delete.

TURN OFF 'QUICK ADD'

'Quick Add' helps friends find each other on the app. This is based on mutual friends or if their number is in their phone book. Explain to your child that this feature can open up their profile to strangers. We highly recommend that your child turns off the 'Quick Add' feature. This can be done in the settings.

RESTRICT STORY VIEWS

Your child can add videos and images to their 'Story' throughout the day which will last for 24 hours. By default, anyone in a user's friends list can see their story. We recommend checking the privacy settings to ensure that this has not been edited. This can simply be done in the app's settings under the 'Who Can View My Story' section. The options to choose from are 'My Friends', 'Everyone' or 'Custom' - we suggest that it is set to 'My Friends'.



say cheese

School Photo Day is

14 March 2023

Have your child's school memories captured forever

Please take time to read the relevant information on the MSP Photography Flyer and remember these helpful points:

You can place your order online up to 7 days after photo day

1. Log on to www.msp.com.au and click ORDER ONLINE.
2. Enter the Shoot Key and select the pack you wish to order.

To order a pack for another student from the same family at the same school use the

"Change Shoot Key" function to enter the next shoot key.

Want to order later, individual students only...

phone our office (orders will be subject to a surcharge).

Family order forms can be collected from the school office

Should you have any queries, please don't hesitate to contact us.

e admin.nhvcc@msp.com.au

p 02 4966 8292

www.msp.com.au

